

# 300 Ice Cube Machine

300 Ice Cube Machine

Models

ID-0302A

IY-0304A

ID-0303W

IY-0305W



Indigo Series i-300  
Ice Machine on D-400 Bin

Designed for operators who know that ice is critical to their business, the Indigo® Series ice machine's preventative diagnostics continually monitor itself for reliable ice production. Improvements in cleanability and programmability make your ice machine easy to own and less expensive to operate.

- **Space-Saving Design** – Measures only 16.5" high (42 cm) and 30" wide (76.20 cm) allowing it to fit on top of dispensers when a low ceiling is an issue.
- **Intelligent Diagnostics** – provide 24 hour preventative maintenance and diagnostic feedback for trouble free operation.
- **Acoustical Ice Sensing Probe** – for reliable operation in challenging water conditions.
- **EasyRead® Display** – communicates operating status, cleaning reminders, and asset information through a blue illuminated display.
- **Programmable Ice Production** – by On/Off Time, Ice Volume or Bin Level (with accessory bin level control) further improves energy efficiency and savings.
- **Easy to Clean Foodzone** – Hinged front door swings out for easy access. Removable water-trough, distribution tube, curtain, and sensing probes for fast and efficient cleaning. Select components made with AlphaSan® antimicrobial.
- **DuraTech™ Exterior** – provides superior corrosion resistance. Stainless finish with innovative clear-coat resists fingerprints and dirt.
- Available LuminIce® Growth Inhibitor mitigates the growth of bacteria and yeast within the foodzone.

## Ice Machine Electric

115/60/1 standard.  
(208-230/60/1 and 230/50/1 also available.)

**Minimum circuit ampacity:**

Air-cooled: 10.8  
Water-cooled: 10

**Maximum fuse size:**

15 amps 1ph



## Specifications

**BTU Per Hour:**

4,600 (average), 5,450 (peak)

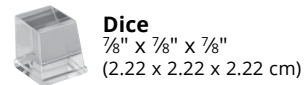
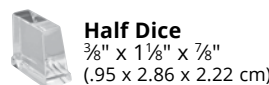
**Refrigerant:**

R-404A CFC-free

**Operating Limits:**

- Ambient Temperature Range: 35° to 110°F (1.7° to 43.3°C)
- Water Temperature Range: 35° to 90°F (1.7° to 32.2°C)
- Water Pressure Ice Maker Water In: Min. 20 psi (137.9 kPa) Max. 80 psi (551.1 kPa)

## Ice Shape



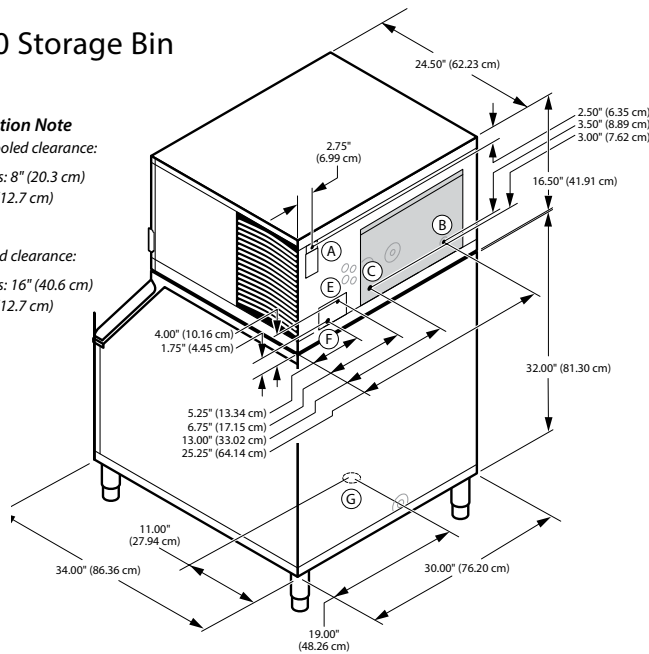
COMPANY WITH  
QUALITY SYSTEM  
CERTIFIED BY DNV  
= ISO 9001:2008 =



**i-300 Storage Bin**

**Installation Note**  
 Water Cooled clearance:  
 Top/Sides: 8" (20.3 cm)  
 Back: 5" (12.7 cm)

Air Cooled clearance:  
 Top/Sides: 16" (40.6 cm)  
 Back: 5" (12.7 cm)



- (A) Electrical Entrance (2) Options
- (B) 3/8" (0.95 cm) F.P.T. Water Condenser Inlet (water-cooled units)
- (C) 1/2" (1.27 cm) F.P.T. Water Condenser Outlet (water-cooled units)
- (D) 1/2" (1.27 cm) Auxillary Base Drain Socket
- (E) 3/8" (0.95 cm) F.P.T. Ice Making Water Inlet
- (F) 1/2" (1.27 cm) F.P.T. Ice Making Water Drain
- (G) 3/4" (1.91 cm) Bin Drain

**Space-Saving Designs**



**i-300  
B-400**

- Height 54.50" / 138.43 cm
- Width 30.00" / 76.20 cm
- Depth 34.00" / 86.30 cm
- Bin Storage 290 lbs. / 131.50 kgs.

Height includes adjustable bin legs 6.00" to 8.00", (15.24 to 20.32 cm) set at 6.00" (15.24 cm).

**Specifications**

	Model	Ice Shape	Ice Production 24 Hours		Power Usage kWh/100 lbs. @90°Air/70°F	Water Usage/ 100 lbs. 45.4 kgs. of Ice
			70°Air/ 50°F Water	90°Air/ 70°F Water		
<b>AIR-COOLED</b>	ID-0302A	dice	310 lbs.	225 lbs.	7.00	20.0 gal
			141 kgs.	102 kgs.		75.7 L
	IY-0304A	half-dice	310 lbs.	235 lbs.	7.00	20.0 gal
			141 kgs.	107 kgs.		75.7 L
<b>WATER-COOLED</b>	ID-0303W	dice	300 lbs.	260 lbs.	5.45	20.0 gal
			136 kgs.	118 kgs.		75.7 L
	IY-0305W	half-dice	300 lbs.	260 lbs.	5.45	20.0 gal
			136 kgs.	118 kgs.		75.7 L

\* Water-cooled Condenser Water Usage / 100 lbs. /45.4 kgs. Of Ice: 194 gal / 734 L .  
 \* Water-cooled models are excluded from ENERGY STAR qualification.


Order ice storage bin separately.

**Accessories**

**LuminIce® II Growth Inhibitor**  
 reduces yeast and bacteria growth for a cleaner ice machine.



**External Scoop holder**  
 Protect the ice scoop with the NSF approved versatile scoop holder.



**Arctic Pure® Water Filters**  
 Reduces sediment and chlorine odors for better tasting ice.



**iAuCS®**  
 schedules and performs routine ice machine cleaning automatically.



Welbilt reserves the right to make changes to the design or specifications without prior notice.